

POP ▲ UP[®]

The ultimate choice in a portable display



Three different frames to fit your needs

• Spider

• POP Plus

• POP Flex

Create HIGH IMPACT

Lighting



A variety of lighting is available for special effects.



Backlit Headers:
Designed for curved or line systems.



Large backlit graphics for high impact.



• 20' Curve and Back with penninsula.



• 20' L Shape incorporates a step end, slatwall, backlit headers and a penninsula podium kit.

Sets up...



...in minutes!



through a variety of Design



• Table Top POP▲UP to fit 6' or 8' tables.




• 10' POP▲UP with a linear truss connected to a demonstrator counter.



• 8' Line POP▲UP with 10' perimeter pop truss.



• 10' L Shape features end and side adjustable shelf kits.



Truss + Bridges

Bridges or lightweight POP▲UP Truss add dimension to a display.

Cases



Jumbo

Super

Deluxe



Mini Premium

Premium case

Graphic cases

s, accessories & graphics!



- 20' Wing T includes a stunning backlit transparency, and a bridge connecting a tower with adjustable shelving.



- 20' Mid Curve features a mix of digital, vinyl and fabric panels. An interior shelf kit accommodates a computer keyboard and monitor. Slatwall in unit is a unique feature used to display various products.

Shelving



- Shelving to hold monitor + keyboard.



- Shelving with slatwall.



- Adjustable shelving + end shelving.

Case Conversion Podium Kits



Peninsula

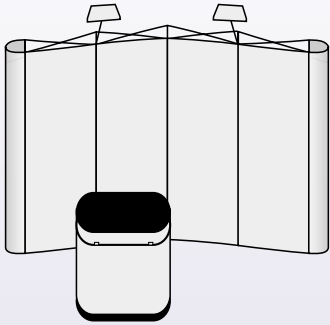
Mini

Deluxe

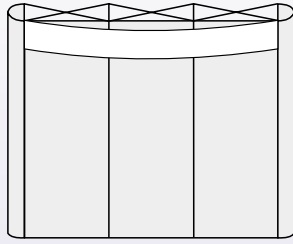


- Exterior shelving.

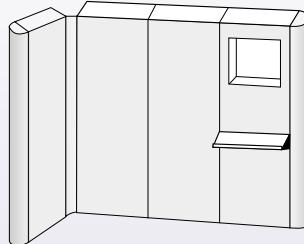
POP-UP designs



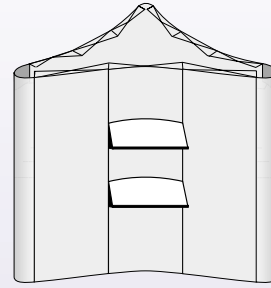
10' Curve w/ 2-200W & podium



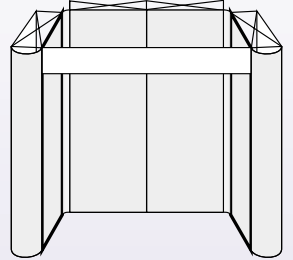
9' Line w/backlit header



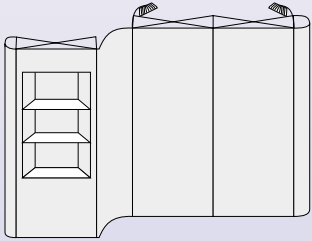
10' L w/monitor cut-out & keyboard shelf



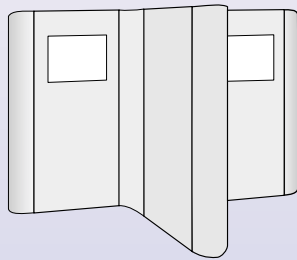
10' Propeller w/exterior shelves



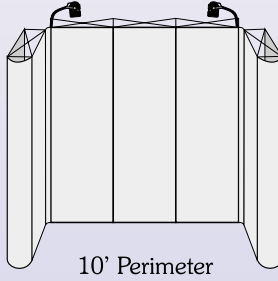
10' U w/backlit header



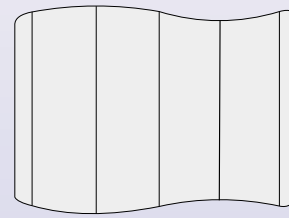
10' Offset w/adjustable shelf kit



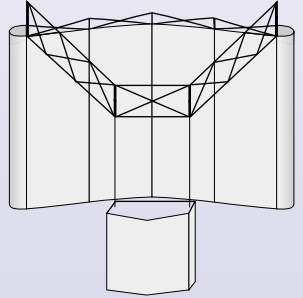
8' T w/TV cut-outs



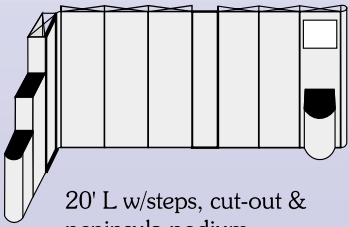
10' Perimeter



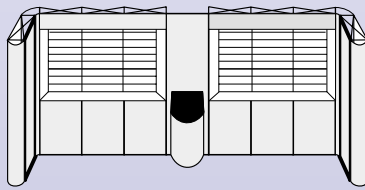
10' Serpentine



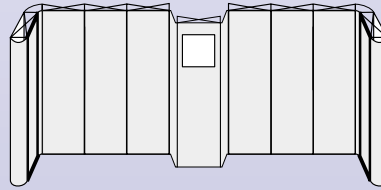
10' Curve w/linear truss



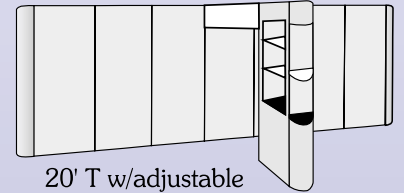
20' L w/steps, cut-out & peninsula podium



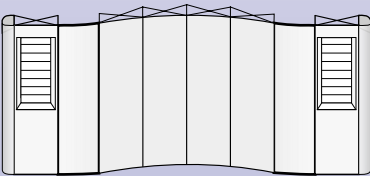
20' Perimeter w/slatwall & peninsula podium



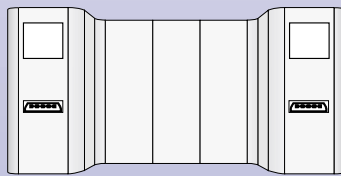
20' Perimeter w/tower & cut-out



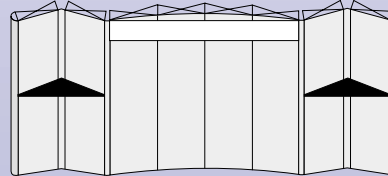
20' T w/adjustable shelving



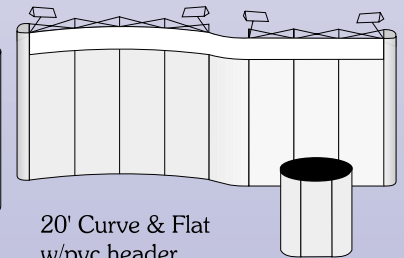
20' Mid-Curve w/slatwall



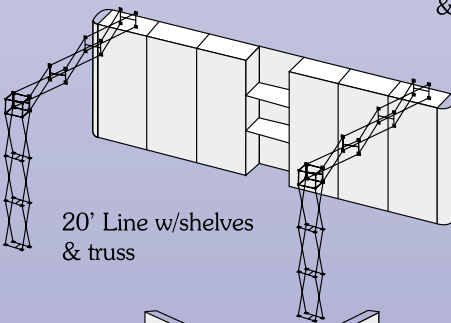
20' Twin Tower w/cut-outs & keyboard drawers



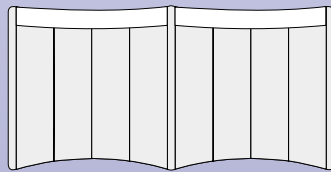
20' Mid-Curve V w/backlit header



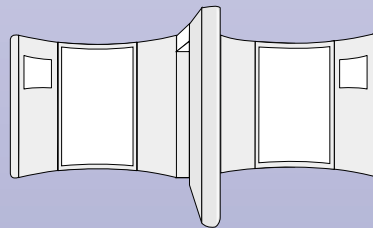
20' Curve & Flat w/pvc header



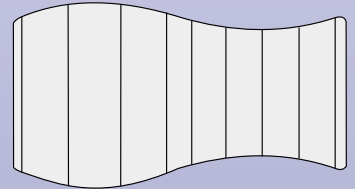
20' Line w/shelves & truss



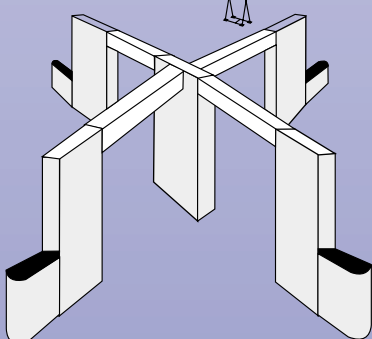
20' Wing w/backlit headers



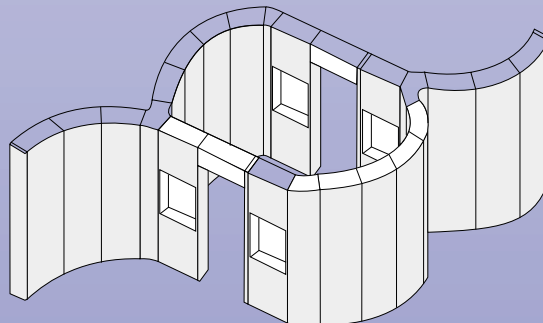
20' Wing T w/transparencies & cut-outs



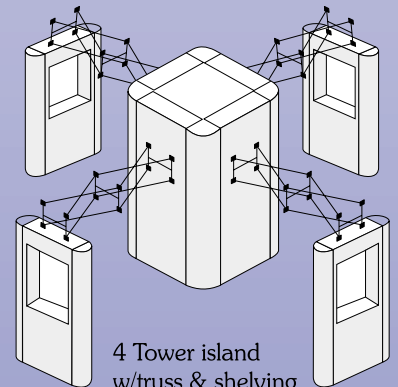
20' Serpentine



5 Tower Island w/bridge



30' w/conference room



4 Tower island w/truss & shelving

3

POP-UP's

's to fit your specific needs

Spider™ *for unsurpassed value'*

BASIC SERIES

- Lightweight aluminum frame and PVC channel bars.
- Molded case with wheels.
- Fabric panels.
- Accessories include: roll up or backlit headers, case to counter conversion kits and 75 watt halogen lights.



STANDARD SERIES

- Lightweight aluminum frame with adjustable feet.
- Curved or straight systems, single or connected 3 in 1 aluminum channel bar.
- Panel options include fabric, vinyl, digital or photographic.
- Accessories: interior or exterior shelving, backlighting, case to counter conversion kits, backlit headers, 200 and 75 watt halogen lights.




POP Plus™ *for the customized look'*

- Frame has strong, 1/2" aluminum square tubes and larger reinforced hubs.
- Panel options include fabric, vinyl, digital or photographic.
- Ideal for monitors, slatwall, heavy duty shelving, large backlit transparencies and projection screens.
- Large selection of cases and conversion kits.



POP Flex™ *the convertible POP-UP'*

- Strong, square tubed aluminum frame, 2 piece hub and hinged 3 in 1 channel bar.
- Can be converted from curve to straight line system and size can be adjusted from 10' to 8'.
- Fabric, vinyl, digital or photographic panels are available.



Features of all POP-UP's®

- Lifetime guarantee on all frames.
- Easy set up and shipping.
- Strong, reliable and affordable.
- Field repairable.
- A wide range of accessories.
- Standard kit includes: frame, channel bars, fabric panels with protector and molded case with wheels.

Distributed Worldwide